

SCREEVER'S ALIEN ARTY-FACTS



SCREEVER HERE, AND IT'S TIME FOR ONE OF MY ALIEN ARTY-FACTS. THAT'S WHERE I GIVE YOU A PERSONAL DRAWING LESSON WHILE DELIVERING SOME FANTASTIC AND FUNNY FACTS ABOUT EARTH. THIS ALIEN ARTY-FACT IS ENTITLED:

SATURN: GRANDPA PLANET

SATURN IS THE SIXTH PLANET FROM THE SUN. ANCIENT HUMANS NOTICED THAT IT WAS THE SLOWEST MOVING OF ALL THE PLANETS (THAT THEY COULD SEE) SO THEY NAMED IT FOR THE GRANDPA OF THE GODS. WE'LL BE DRAWING A CARTOON VERSION OF THE GOD WHILE TALKING ABOUT THE PLANET NAMED AFTER HIM.



BEFORE WE GET STARTED...

...HERE ARE A FEW DRAWING TIPS.

START BY DRAWING LOOSELY AND LIGHTLY. IT IS EASIER TO CORRECT YOUR LINE WORK IF IT ISN'T TOO DARK. ONCE YOU GET THE DRAWING REFINED YOU CAN GO OVER EVERYTHING WITH A DARKER LINE.


DON'T GET DISCOURAGED IF YOUR DRAWING ISN'T PERFECT. BECOMING A GOOD ARTIST COMES WITH LOTS OF PRACTICE. SO IF YOU MESS UP THEN TAKE TIME TO CORRECT THE DRAWING OR START OVER ON A NEW SURFACE.

KEEP IN MIND THAT WITH EACH STEP I DRAW THE NEWEST LINES IN GRAY. THIS WAY IT IS EASIER TO SEE WHICH PARTS TO KEEP AND WHICH PARTS NEED TO BE ERASED.

NOW, RELAX AND HAVE SOME FUN.

STEP #1

BEGIN BY DRAWING THE SHAPES FOR THE HEAD AND TORSO. I'VE KEPT THESE SHAPES SIMPLE. YOU'LL ADD DETAILS AS YOU GO.



ARTY-FACT

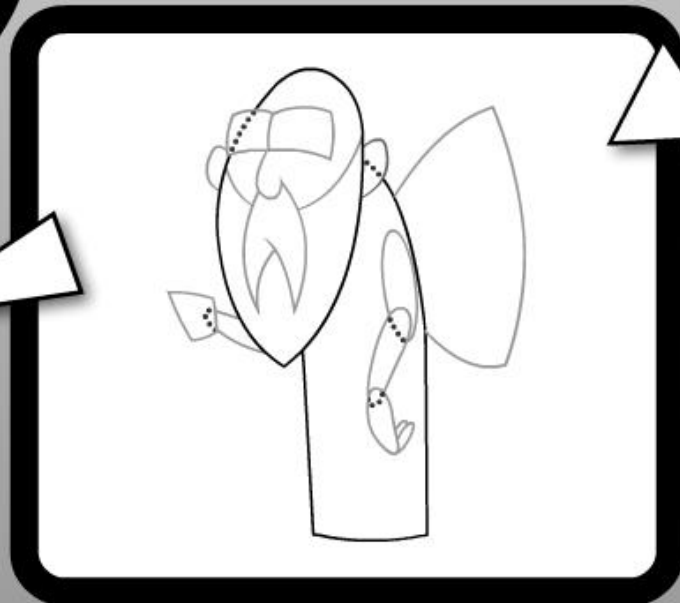
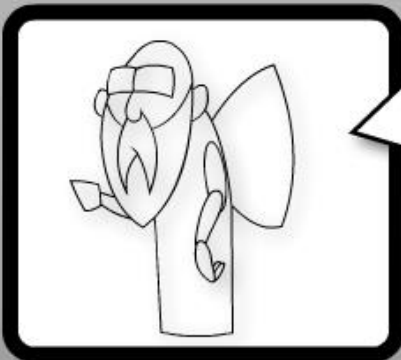
"THE PLANET WITH BIG EARS"
WHEN THE ASTRONOMER GALILEO FIRST VIEWED SATURN THROUGH A TELESCOPE HE GOT A SHOCK. THE FUZZY IMAGE SEEMED TO SHOW THE PLANET HAD A SET OF BIG EARS! HE FIGURED THAT THE "EARS" WERE ACTUALLY TWO SMALL PLANETS OR MOONS ORBITING THE BIGGER ONE, BUT WHEN HE LOOKED AGAIN SOMETIME LATER THE SMALLER GLOBES HAD DISAPPEARED. MANY YEARS LATER ANOTHER ASTRONOMER REALIZED THAT THE "EARS" WERE ACTUALLY FLATTENED RINGS AROUND SATURN. WHEN VIEWED ON THE SIDE THEY COULD NOT BE SEEN EASILY, SEEMING TO DISAPPEAR.

ARTY-FACT

"A REALLY WEIRD MOON"
SATURN HAS OVER 60 MOONS, BUT HYPERION STANDS OUT AS THE WEIRDEST. FIRST OF ALL, IT ISN'T A SPHERE LIKE THE OTHERS. IT IS MORE LIKE A POTATO. ALSO, WHILE MOST MOONS ARE SMOOTH WITH SHALLOW CRATERS, HYPERION IS RIDDLED WITH SO MANY DEEP CRATERS IT LOOKS LIKE A BATH SPONGE. INSTEAD OF HAVING AN EVEN, REGULAR ORBIT IT RACES CHAOTICALLY AROUND THE PLANET. FINALLY, IT IS COVERED WITH A STRANGE, DARK, ORGANIC GUNK THAT NO ONE CAN DETERMINE WHAT IT IS OR HOW IT GOT THERE.


STEP #2

NOW DRAW THE SHAPES FOR THE FACE, ARMS, HANDS AND WINGS. YOU'LL ADD MORE DETAIL IN THE NEXT STEP.



STEP #3

ADD SOME DETAIL LINES TO THE EYEBROWS AND FOREHEAD. ADD FEATHERS TO THE WINGS AND FINGERS TO THE HANDS.



ARTY-FACT

"SHEPHERDS IN SPACE"
ALTHOUGH THE RINGS OF SATURN APPEAR LIKE A SOLID DISK THEY ARE ACTUALLY MADE UP OF COUNTLESS PIECES OF ICE AND ROCK ORBITING THE PLANET IN A PRETTY ORDERLY FASHION. THE GRAVITY OF SATURN IS THE MAIN REASON FOR THESE AMAZING FORMATIONS, BUT SOME OF ITS MOONS PLAY AN IMPORTANT PART. "SHEPHERD MOONS" ORBIT IN OR NEAR THE RINGS, AND THEIR GRAVITY HELPS KEEP THE BILLIONS OF PARTICLES IN THEIR PLACE.



STEP #4

DRAW IN THE SCYTHE. ALSO ADD DETAIL LINES ON THE SKIRT OF HIS TOGA AND LONG WITH BRACELETS ON HIS WRISTS.



ARTY-FACT

"BAD DADDY"
IN ROMAN MYTHOLOGY SATURN WAS A TITAN AND THE OLYMPIAN GODS' FATHER. BUT HE WASN'T A VERY GOOD FATHER. INSTEAD OF LOVING AND NURTURING HIS CHILDREN; HE ATE THEM. HIS WIFE GOT TIRED OF IT AND TRICKED HIM SO THAT THEIR YOUNGEST CHILD, JUPITER, DIDN'T GET EATEN. WHEN JUPITER GREW UP HE CAME BACK AND RESCUED HIS BROTHERS AND SISTERS FROM SATURN'S TUMMY. FROM THEN ON JUPITER WAS THE KING OF THE GODS.



STEP #5

FINALLY, CLEAN UP YOUR LINES AND ADD COLOR. LOOK AT PICTURES OF THE PLANET AND DRAW A SIMPLE VERSION OF IT AS AN INTERESTING BACKGROUND.



FIND MORE OF
SCREEVER'S ALIEN ARTY-FACTS
AT WWW.ULTRAG3.COM