

SCREEVER'S ALIEN ARTY-FACTS



SCREEVER HERE, AND IT'S TIME FOR ONE OF MY ALIEN ARTY-FACTS. THAT'S WHERE I GIVE YOU A PERSONAL DRAWING LESSON WHILE DELIVERING SOME FANTASTIC AND FUNNY FACTS ABOUT EARTH. THIS ALIEN ARTY-FACT IS ENTITLED:

MARS: THE PLANET FOR WARRIORS AND FOR TURNIP FARMERS

MARS IS THE FOURTH PLANET FROM THE SUN. SINCE ANCIENT TIMES EARTHLINGS HAVE NOTICED ITS ONE CHIEF FEATURE - IT IS RED. TO A LOT OF CULTURES THE COLOR RED IS ASSOCIATED WITH WAR, SO IT WAS KIND OF NATURAL THAT THE PLANET BE NAMED MARS FOR THE ROMAN GOD OF WAR. WE'LL BE DRAWING A CARTOON VERSION OF THE GOD WHILE TALKING ABOUT THE PLANET NAMED AFTER HIM.



BEFORE WE GET STARTED...

...HERE ARE A FEW DRAWING TIPS.

START BY DRAWING LOOSELY AND LIGHTLY. IT IS EASIER TO CORRECT YOUR LINE WORK IF IT ISN'T TOO DARK. ONCE YOU GET THE DRAWING REFINED YOU CAN GO OVER EVERYTHING WITH A DARKER LINE.


DON'T GET DISCOURAGED IF YOUR DRAWING ISN'T PERFECT. BECOMING A GOOD ARTIST COMES WITH LOTS OF PRACTICE. SO IF YOU MESS UP THEN TAKE TIME TO CORRECT THE DRAWING OR START OVER ON A NEW SURFACE.

KEEP IN MIND THAT WITH EACH STEP I DRAW THE NEWEST LINES IN GRAY. THIS WAY IT IS EASIER TO SEE WHICH PARTS TO KEEP AND WHICH PARTS NEED TO BE ERASED.

NOW, RELAX AND HAVE SOME FUN.

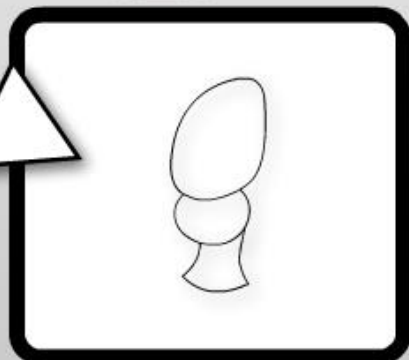
STEP #1

BEGIN BY DRAWING THE SHAPES FOR THE HEAD AND TORSO. I'VE KEPT THESE SHAPES SIMPLE. YOU'LL ADD DETAILS AS YOU GO.



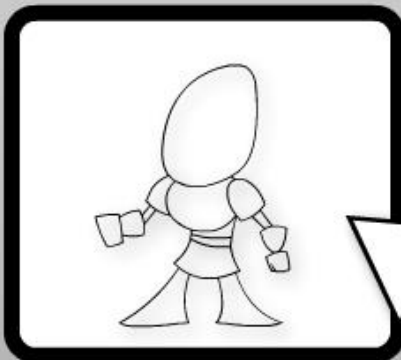
ARTY-FACT

"LITTLE PLANET -- BIG FEATURES"
MARS IS THE SECOND SMALLEST PLANET IN THE SOLAR SYSTEM, BUT IT HAS SOME OF THE MOST IMPRESSIVE LANDSCAPES. "OLYMPUS MONS", A MOUNTAIN ON MARS AND THE TALLEST ON ANY PLANET ORBITING THE SUN, IS THREE TIMES TALLER THAN MT. EVEREST. MARS ALSO CAN CLAIM THE LONGEST CANYON IN THE SOLAR SYSTEM - "VALLES MARINERIS".




STEP #2

ADD THE SHAPES AND LINES FOR THE ARMS AND LEGS. NOTICE WHAT LINES YOU'LL ERASE FROM THE TORSO SHAPE.





ARTY-FACT

"WAR IS EVERYWHERE"
AS YOU KNOW, MARS IS THE GOD OF WAR. MANY WARLIKE WORDS COME FROM HIS NAME; FOR EXAMPLE "MARTIAL ARTS" AND "MARCHING". EVEN THE MONTH OF "MARCH" GOT ITS NAME FROM HIM. THAT'S BECAUSE MARCH WAS WHEN THE WEATHER GOT WARM ENOUGH FOR ANCIENT ARMIES TO GET BACK TO THE IMPORTANT WORK OF FIGHTING.



STEP #3

NOW DRAW THE HELMET. PAY SPECIAL ATTENTION TO THE PLUME ON TOP AND THE OPENING IN THE CENTER.




ARTY-FACT

"JUST CALL ME RED"

THE SOIL AND ROCKS OF MARS CONTAIN A HIGH LEVEL OF IRON OXIDE (RUST). THIS GIVES THE PLANET A RED HUE - EVEN WHEN VIEWED FROM MILLIONS OF MILES AWAY. SINCE ITS EARLIEST DISCOVERY EARTHLINGS HAVE GIVEN THE PLANET NAMES BASED ON ITS COLOR SCHEME. THE EGYPTIANS CALLED IT "THE RED ONE". BABYLONIANS NAMED IT NERGal AFTER THEIR GOD OF FIRE AND WAR. THE CHINESE CALLED IT "THE FIRE STAR", AND THE HEBREWS NAMED IT MA'ADIM - MEANING "THE ONE WHO BLUSHES."

STEP #4

DRAW THE SPEAR AND CAPE. ADD THE DETAILS TO THE PLUME, SHOULDER PIECES AND SKIRT. ALSO DRAW IN THE FINGERS THAT ARE GRIPPING THE SPEAR.



ARTY-FACT

"FARMERS FROM MARS"

IT WAS ONCE THOUGHT THAT THE SOIL ON MARS WAS SALTY OR EVEN ACIDIC LIKE AN OLD CAR BATTERY. BUT SAMPLES TAKEN BY THE LATEST ROBOTIC LANDERS SHOW THAT IT IS MORE LIKE THE DIRT IN A TYPICAL BACKYARD ON EARTH. IN FACT, MARS' SOIL WOULD BE GOOD FOR GROWING ASPARAGUS, TURNIPS OR BEANS... BUT PROBABLY NOT STRAWBERRIES. HOPE YOU LIKE YOUR VEGGIES.



STEP #5

FINALLY, CLEAN UP YOUR LINES AND ADD COLOR. LOOK AT PICTURES OF THE PLANET AND DRAW A SIMPLE VERSION OF IT AS AN INTERESTING BACKGROUND.



FIND MORE OF
SCREEVER'S ALIEN ARTY-FACTS
AT WWW.ULTRAG3.COM