

SCREEVER'S ALIEN ARTY-FACTS



SCREEVER HERE, AND IT'S TIME FOR ONE OF MY ALIEN ARTY-FACTS. THAT'S WHERE I GIVE YOU A PERSONAL DRAWING LESSON WHILE DELIVERING SOME FANTASTIC AND FUNNY FACTS ABOUT EARTH. THIS ALIEN ARTY-FACT IS ENTITLED:

JUPITER: KING OF THE PLANETS

IT IS THE LARGEST PLANET IN THE SOLAR SYSTEM, AND TO ANCIENT HUMANS ITS BRIGHTNESS AND SLOWER SPEED MADE THEM THINK OF THE KING OF THE GODS - JUPITER. WE'LL BE DRAWING A CARTOON VERSION OF THE GOD WHILE TALKING ABOUT THE PLANET NAMED AFTER HIM.



BEFORE WE GET STARTED...

...HERE ARE A FEW DRAWING TIPS.

START BY DRAWING LOOSELY AND LIGHTLY. IT IS EASIER TO CORRECT YOUR LINE WORK IF IT ISN'T TOO DARK. ONCE YOU GET THE DRAWING REFINED YOU CAN GO OVER EVERYTHING WITH A DARKER LINE.

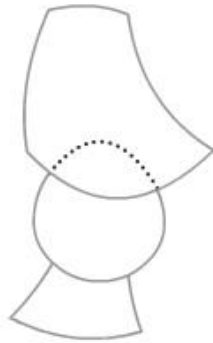
DON'T GET DISCOURAGED IF YOUR DRAWING ISN'T PERFECT. BECOMING A GOOD ARTIST COMES WITH LOTS OF PRACTICE. SO IF YOU MESS UP THEN TAKE TIME TO CORRECT THE DRAWING OR START OVER ON A NEW SURFACE.

KEEP IN MIND THAT WITH EACH STEP I DRAW THE NEWEST LINES IN GRAY. THIS WAY IT IS EASIER TO SEE WHICH PARTS TO KEEP AND WHICH PARTS NEED TO BE ERASED.

NOW, RELAX AND HAVE SOME FUN.

STEP #1

BEGIN BY DRAWING THE SHAPES FOR THE HEAD, TORSO AND SKIRT. I'VE KEPT THESE SHAPES SIMPLE. YOU'LL ADD DETAILS AS YOU GO.



ARTY-FACT



"DIZZY WORLD"
EVEN THOUGH IT IS THE BIGGEST PLANET IN THE SOLAR SYSTEM (2 1/2 TIMES LARGER THAN ALL THE OTHER PLANETS COMBINED) JUPITER HAS THE SHORTEST DAY - ONLY ABOUT 10 HOURS LONG. THAT MEANS IT HAS TO SPIN VERY, VERY FAST. SO FAST THAT ITS MIDDLE AREA BULGES AND ITS TOP AND BOTTOM FLATTENS.

ARTY-FACT

"PERFECT STORM"
THE BIG RED SPOT ON JUPITER IS A GIANT HURRICANE. THINK ABOUT IT - A STORM BIG ENOUGH TO FIT 2 OR 3 PLANETS THE SIZE OF EARTH INSIDE IT. THAT IS A MONSTER STORM! AND, IT'S BEEN AROUND A LOOONG TIME TO. WHILE ON EARTH STORMS COME AND GO WITHIN HOURS OR MAYBE DAYS, THIS ONE HAS BEEN AROUND FOR AT LEAST 350 YEARS. POSSIBLY EVEN A LOT LONGER.

STEP #2

ADD THE FACE, EARS, MUSTACHE AND BEARD. ALSO DRAW IN THE SHAPES AND LINES FOR THE ARMS, HANDS AND LEGS.



STEP #3

NOW DRAW THE HAIR. ALSO DRAW THE FINGERS AND TOES. NOTICE WHAT LINES WILL NEED TO BE ERASED.



ARTY-FACT

"MONSTER MOON"
THERE ARE 67 MOONS ORBITING JUPITER. ITS LARGEST IS GANYMEDE. IT IS SO BIG THAT IF IT WERE ORBITING THE SUN INSTEAD, IT WOULD BE CONSIDERED A PLANET. IT IS EVEN BIGGER THAN THE PLANET MERCURY. GANYMEDE, ALONG WITH CALISTO, IO AND EUROPA ARE CALLED THE GALILEAN MOONS BECAUSE THEY WERE FIRST SEEN WHEN GALILEO TURNED HIS TELESCOPE ON JUPITER IN 1609.



STEP #4

DRAW THE LIGHTENING BOLT USING ZIG ZAG LINES. ADD LINES FOR THE BRACELETS, NECKLINE, SKIRT DETAILS AND STRAPS FOR THE SANDALS.



ARTY-FACT

"FEELING THE HEAT"
THE MOST VOLCANIC BODY IN THE SOLAR SYSTEM IS JUPITER'S MOON IO. IN FACT, ITS YELLOW-ORANGE COLOR IS BECAUSE OF THE SULFUR SPEWED OUT BY ITS HUNDREDS OF VOLCANOS. THE REASON FOR ALL THIS ACTIVITY IS THAT THE MOON GETS ITS SHAPE WARPED BACK AND FORTH BY THE GRAVITY OF JUPITER. THIS WARPING CREATES HEAT SIMILAR TO HOW A BALL OF CLAY GETS WARM AS IT IS SQUASHED OVER AND OVER IN SOMEONE'S HANDS...
JUST MUCH, MUCH HOTTER.



STEP #5

FINALLY, CLEAN UP YOUR LINES AND ADD COLOR. LOOK AT PICTURES OF THE PLANET AND DRAW A SIMPLE VERSION OF IT AS AN INTERESTING BACKGROUND.



FIND MORE OF
SCREEVER'S ALIEN ARTY-FACTS
AT WWW.ULTRAG3.COM

